



**EFFECTIVE FROM  
MARCH 2025**

**Bravo  
LINE**

**EXPORT CATALOGUE**

**BRAVO LINE**

**TYRE CHANGERS & WHEEL BALANCER  
AND ORIGINAL ACCESSORIES**

**REL. MAY 2025**

# COLOR TABLE

1) The standard company colour of our equipment is WINDOW GREY RAL 7040 (→ /39).

2) On demand other colours are available (see RAL table)\*

• Below the table for the colors:

	→ /25 RAL 5015 Blue sky
	→ /A4 RAL 5011 Blue (Peugeot)
	→ /22 RAL 5011 Blue (Peugeot) orange-peel
	→ /16 RAL 3002 Red
	→ /45 RAL 1003 Yellow (Renault)
	→ /38 RAL 7042 Grey (Renault)
	→ /39 RAL 7040 Window grey (Volkswagen / Porsche / Fiat)
	→ /33 RAL 7011 Grey (Mercedes)
	→ /65 RAL 7012 Grey (Mercedes)
	→ /52 RAL 7015 Grey (Mercedes)
	→ /69 RAL 7030 Stone grey (Ferrari / Maserati)
	→ /34 RAL 7016 Anthracite grey (BMW)

• Different colors subject to confirmation of the Export dept.

\* : The equipment in different color than standard can be subject to surcharge.

The pictures included in the present illustrated catalogue, are only intended to show the product and are therefore not binding. The company reserves the right to make in every moment and without prior notice, any modification deemed necessary.

NEXION S.p.A. declines any responsibility for any complaint coming from the use of not original accessories or spares with consequent forfeiture of the CE conformity declaration.

# TABLE OF CONTENTS

<b>PASSENGER CAR TYRE CHANGERS</b>	<b>4</b>
M 54 LL	4
M 54	6
M 51	8
M 34	10
M 31	11
OPTIONAL ACCESSORIES FOR M 54 AND M 51 series	13
OPTIONAL ACCESSORIES FOR M 34 AND M 31	14
OPTIONAL ACCESSORIES FOR PASSENGER CAR TYRE CHANGERS	15
 <b>HEAVY-DUTY TYRE CHANGERS</b>	 <b>19</b>
F 440	19
F 426	20
OPTIONAL ACCESSORIES FOR F 440 AND F 426	21
 <b>TRUCK WHEEL BALANCERS</b>	 <b>23</b>
B 75 TRUCK	23
OPTIONAL ACCESSORIES FOR B 75 TRUCK	24
 <b>LIGHT VEHICLE WHEEL BALANCERS</b>	 <b>26</b>
B 55	26
B 60	27
OPTIONAL ACCESSORIES FOR B 55 AND B 60	28
 <b>DIAGRAM OF PACKING SPECIFICATION</b>	 <b>32</b>
<b>GENERAL SALE CONDITIONS</b>	<b>33</b>

# PASSENGER CAR TYRE CHANGERS



## M 54 LL series

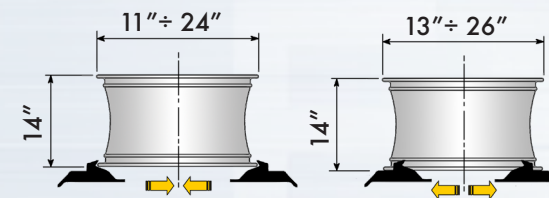


HTB24 Helper optional



- All models supplied with:
- Bead protection plastic lever.
  - Plastic rim protections.
  - Bead clamp
  - Set of 4 jaw pads for alloy rims
  - Plastic cover for bead breaker blade
  - Set of plastic inserts for tool head
  - Tyre paste container
  - Support for tyre paste container
  - Brush
  - Operator's manual

### M 54 LL



PN	Power Supply	Description	
0-11901711/25	400V/3Ph/50Hz	<b>M 54 LL FS</b>	
0-11901722/25	200÷230V/1Ph/60Hz	<b>M 54 LL</b>	
0-11901712/25	200÷230V/1Ph/50Hz	<b>M 54 LL</b>	
0-11901701/25	400V/3Ph/50Hz	<b>M 54 LL</b>	



PN	Power Supply	Description	
0-11901704/25	100÷115V/1Ph/60Hz	<b>M 54 LL FS</b>	
0-11901732/25	200÷230V/1Ph/50Hz	<b>M 54 LL FS</b>	
0-11901742/25	200÷230V/1Ph/60Hz	<b>M 54 LL FS</b>	
0-11901751/25	200÷230V/3Ph/60Hz	<b>M 54 LL FS</b>	
0-11901721/25	400V/3Ph/50Hz	<b>M 54 LL 2V</b>	
0-11901731/25	400V/3Ph/50Hz	<b>M 54 LL 2V FS</b>	
0-11901752/25	200÷240V/1Ph/50-60Hz	<b>M 54 LL Vario Speed</b>	
0-11901714/25	100÷130V/1Ph/50-60Hz	<b>M 54 LL Vario Speed FS</b>	
0-11901762/25	200÷240V/1Ph/50-60Hz	<b>M 54 LL Vario Speed FS</b>	
8-11220014		<b>Customization kit - M 54 LL</b>	

# PASSENGER CAR TYRE CHANGERS



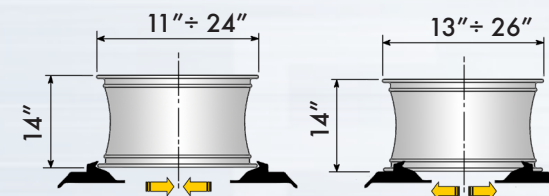
## M 54 series



HTB24 Helper optional



All models supplied with:  
 1 Bead lever + plastic cover  
 1 Set of 4 jaw pads for alloy rims  
 1 Plastic cover for bead breaker blade  
 1 Set of plastic inserts for tool head  
 1 Tyre paste container  
 1 Support for tyre paste container  
 1 Brush  
 1 Operator's manual



### M 54

PN	Power Supply	Description	
0-11901331/25	400V/3Ph/50Hz	<b>M 54 2V FS</b>	
0-11901314/25	100÷130V/1Ph/50-60Hz	<b>M 54 Vario Speed FS</b>	
0-11901362/25	200÷240V/1Ph/50-60Hz	<b>M 54 Vario Speed FS</b>	
0-11901321/25	400V/3Ph/50Hz	<b>M 54 2V</b>	

PN	Power Supply	Description	
0-11901352/25	200÷240V/1Ph/50-60Hz	<b>M 54 Vario Speed</b>	
0-11901311/25	400V/3Ph/50Hz	<b>M 54 FS</b>	
0-11901332/25	200-230V/1Ph/50Hz	<b>M 54 FS</b>	
0-11901342/25	200-230V/1Ph/60Hz	<b>M 54 FS</b>	
0-11901351/25	200-230V/3Ph/60Hz	<b>M 54 FS</b>	
0-11901304/25	100-115V/1Ph/60Hz	<b>M 54 FS</b>	
0-11901301/25	400V/3Ph/50Hz	<b>M 54</b>	
0-11901312/25	200-230V/1Ph/50Hz	<b>M 54</b>	
0-11901322/25	200-230V/1Ph/60Hz	<b>M 54</b>	
8-11220010		<b>Customization kit for M 54</b>	

# PASSENGER CAR TYRE CHANGERS



## M 51 series

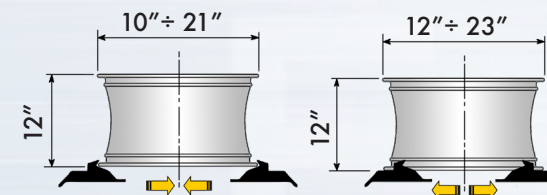


HTB21 Helper optional



All models supplied with:  
 1 Bead lever + plastic cover  
 1 Set of 4 jaw pads for alloy rims  
 1 Plastic cover for bead breaker blade  
 1 Set of plastic inserts for tool head  
 1 Tyre paste container  
 1 Support for tyre paste container  
 1 Brush  
 1 Operator's manual

### M 51



PN	Power Supply	Description	
0-11901431/25	400V/3Ph/50Hz	<b>M 51 2V FS</b>	
0-11901421/25	400V/3Ph/50Hz	<b>M 51 2V</b>	
0-11901411/25	400V/3Ph/50Hz	<b>M 51 FS</b>	
0-11901432/25	200-230V/1Ph/50Hz	<b>M 51 FS</b>	



PN	Power Supply	Description	
0-11901442/25	200-230V/1Ph/60Hz	<b>M 51 FS</b>	
0-11901441/25	200-230V/3Ph/60Hz	<b>M 51 FS</b>	
0-11901404/25	100-115V/1Ph/60Hz	<b>M 51 FS</b>	
0-11901401/25	400V/3Ph/50Hz	<b>M 51</b>	
0-11901412/25	200-230V/1Ph/50Hz	<b>M 51</b>	
0-11901422/25	200-230V/1Ph/60Hz	<b>M 51</b>	
0-11901462/25	200÷240V/1Ph/50-60Hz	<b>M 51 Vario Speed</b>	
0-11901472/25	200÷240V/1Ph/50-60Hz	<b>M 51 Vario Speed FS</b>	
8-11220011		<b>Customization kit for M 51</b>	

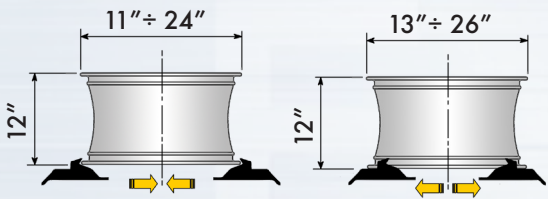
# PASSENGER CAR TYRE CHANGERS



**M 34**



- All models supplied with:
- 1 Bead lever + plastic cover
  - 1 Set of 4 jaw pads for alloy rims
  - 1 Plastic cover for bead breaker blade
  - 1 Set of plastic inserts for tool head
  - 1 Tyre paste container
  - 1 Support for tyre paste container
  - 1 Inflating gun and 1 Tank manometer
  - 1 Brush
  - 1 Operator's manual



**M 34**

PN	Power Supply	Description	
0-11901614/25	100÷130V/1Ph/50-60Hz	<b>M 34 Vario Speed FS</b>	
0-11901604/25	100-115V/1Ph/60Hz	<b>M 34</b>	
0-11901612/25	200-230V/1Ph/50Hz	<b>M 34</b>	
8-11220013		<b>Customization kit for M 34</b>	

# PASSENGER CAR TYRE CHANGERS

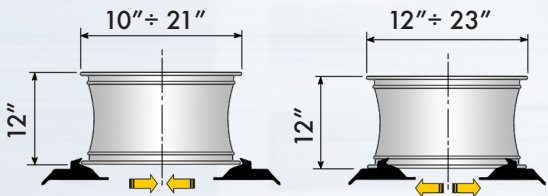


# M 31

HSA21 Helper optional



- All models supplied with:
- 1 Bead lever + plastic cover
  - 1 Set of 4 jaw pads for alloy rims
  - 1 Plastic cover for bead breaker blade
  - 1 Set of plastic inserts for tool head
  - 1 Tyre paste container
  - 1 Support for tyre paste container
  - 1 Brush
  - 1 Operator's manual



# M 31

PN	Power Supply	Description	
0-11901532/25	200÷240V/1Ph/50-60Hz	<b>M 31 Vario Speed</b>	
0-11901501/25	400V/3Ph/50Hz	<b>M 31</b>	
0-11901511/25	200-230V/3Ph/50Hz	<b>M 31</b>	

PN	Power Supply	Description	
0-11901521/25	200-230V/3Ph/60Hz	<b>M 31</b>	
0-11901512/25	200-230V/1Ph/50Hz	<b>M 31</b>	
0-11901522/25	200-230V/1Ph/60Hz	<b>M 31</b>	
0-11901506/25	12V	<b>M 31</b>	
8-11220012		<b>Customization kit for M 31</b>	







## OPTIONAL ACCESSORIES FOR M 54 AND M 51 SERIES

PN	Picture	Description		M 54 LL series	M 54 series	M 51 series
8-11900260		<b>HTB24</b> Bead lifting/pressing multipurpose device.		●	●	
8-11900261		<b>HTB21</b> Bead lifting/pressing multipurpose device.		●	●	●




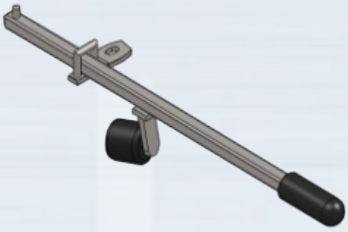
## OPTIONAL ACCESSORIES FOR M 34 AND M 31

PN	Picture	Description	M 34	M 31
8-11900263		<b>HSU24</b> Bead pressing device.	●	
8-11900262		<b>HSA 21</b> Bead pressing device.		●
8-11900274		<b>Helper HSA 24</b>	●	

## OPTIONAL ACCESSORIES FOR PASSENGER CAR TYRE CHANGERS

PN	Picture	Description	M 54LL 2V - M 54LL	M 54LL FS	M 54 2V - M 54	M 54 FS	M 51 2V - M 51	M 51 FS	M 34	M 31
8-11120075		<b>FWL 65</b> Wheel lifter	●	●	●	●	●	●	●	
CT-S-0600000		<b>WRSB</b> Wheel support rotation base	●	●	●	●	●	●	●	●
8-11100342		<b>C-mount Asturo pistol</b> (CE approved)	●		●		●			●
CT-S-0200000		<b>Universal bead</b> clamp.	●	●	●	●	●	●	●	●
CT-S-0110000		<b>Quick release device</b> for demounting tool.			●	●	●	●	●	●

## OPTIONAL ACCESSORIES FOR PASSENGER CAR TYRE CHANGERS








PN	Picture	Description	M 54LL 2V - M 54LL	M 54LL FS	M 54 2V - M 54	M 54 FS	M 51 2V - M 51	M 51 FS	M 34	M 31
CT-S-0120000		Plastic demount head assy.							●	●
CT-S-0310000		Plastic demount head assy.			●	●	●	●		
C-21-8000100		Motorcycle demounting head			●	●	●	●	●	●
CT-S-0500000		Tyre pressing assist device.	●	●	●	●	●	●	●	●



## OPTIONAL ACCESSORIES FOR PASSENGER CAR TYRE CHANGERS

PN	Picture	Description	Price €	M 54LL 2V - M 54LL	M 54LL FS	M 54 2V - M 54	M 54 FS	M 51 2V - M 51	M 51 FS	M 34	M 31
C-M-0200000		<b>Motorcycle adaptors kit</b> for inner adjustable jaws (11"-26") 4pcs		●	●	●	●			●	
C-M-0200000A		<b>Motorcycle adaptors kit</b> for inner adjustable jaws (8"-23") 4pcs						●	●		●
C-M-0300000		<b>4 Motorcycle adaptors</b> for high profile rim with spokes (for ex. BMW-Ducati) - (11"-26")		●	●	●	●			●	
C-M-0400000		<b>4 Motorcycle adaptors</b> for high profile rim with spokes (for ex. BMW-Ducati) - (8"-23")						●	●		●
8-11900272		<b>Plastic protections kit</b> for motorcycle adapter, 4+4 pcs		●	●	●	●	●	●	●	●
C-54-8000019		<b>Plastic cover</b> for bead lever.				●	●	●	●	●	●
8-11900270		<b>21" and 24" CW plastic protection kit.</b>				●	●	●	●	●	●

## OPTIONAL ACCESSORIES FOR PASSENGER CAR TYRE CHANGERS

PN	Picture	Description	Price €	M 54LL 2V - M 54LL	M 54LL FS	M 54 2V - M 54	M 54 FS	M 51 2V - M 51	M 51 FS	M 34	M 31
8-11900271	 x4 x2	Plastic protections kit for cover and lever		●	●	●	●	●	●	●	●
8-11900265	 x4	JAW COVER FOR ADJUSTABLE SYSTEM 24" YELLOW (N° 4 PIECES)		●	●	●	●			●	
8-11900266	 x4	DEMOUNT HEAD PROTECTION COVER YELLOW (N° 4 PIECES)				●	●	●	●	●	●
8-11900267	 x4	DEMOUNT TAIL PROTECTION COVER YELLOW (N° 4 PIECES)				●	●	●	●	●	●
8-11900268	 x4	JAW COVER TB 21" YELLOW (N° 4 PIECES)						●	●		●
8-11120081	 x10 x5 x15	Protection kit for LL tool head		●	●						
C-21-8000001	 <b>NEW!</b>	Motorcycle small demount head protector		●	●	●	●	●	●	●	●


# HEAVY-DUTY TYRE CHANGERS



## F 440



Supplied with:  
 1 Bead lifting lever  
 1 Rim ring lever  
 1 Rim clamp  
 1 Set of 4 extensions for jaw from 40" to 56"  
 1 Operator's manual



\* with extensions

### F 440

PN	Power Supply	Description	
0-12104301/39	400V/3Ph/50Hz	<b>F 440 RAL 7040 Grey</b>	
0-12104302/39	230V/3Ph/60Hz	<b>F 440 RAL 7040 Grey</b>	
0-12104303/39	400V/3Ph/60Hz	<b>F 440 RAL 7040 Grey</b>	
8-12120014		<b>Customization kit for F 440</b>	

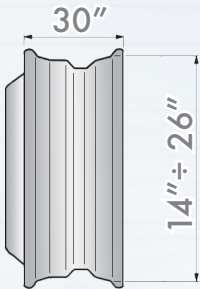
# HEAVY-DUTY TYRE CHANGERS



## F 426



All models supplied with:  
1 Bead lifting lever  
1 Rim lever  
1 Rim clamp  
1 Set of 4 jaws for alloy rims  
1 Operator's manual



## F 426



PN	Power Supply	Description	
0-12102101/39	400V/3Ph/50Hz	<b>F 426 RAL 7040 Grey</b>	
0-12102102/39	230V/3Ph/60Hz	<b>F 426 RAL 7040 Grey</b>	
0-12102103/39	230V/1Ph/60Hz	<b>F 426 RAL 7040 Grey</b>	
0-12102104/39	230V/1Ph/50Hz	<b>F 426 RAL 7040 Grey</b>	
8-12100146		<b>Customization kit for F 426</b>	



## OPTIONAL ACCESSORIES FOR F 440 AND F 426

PN	Picture	Description	
8-12120019		<b>CGL56 Set of 4</b> clamps for alloy rims for F 440.	
8-12100045		<b>Inserts kit</b> for CGL56 alloy wheel protections (for F 440)	
801271597		<b>MV50/2 Pair</b> of bead clamps	
801227195		<b>PL56</b> Clamp for alloy rims.	
801217615		<b>LA24</b> Bead lifting lever.	

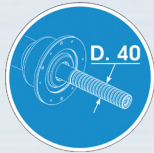
## OPTIONAL ACCESSORIES FOR F 440 AND F 426

PN	Picture	Description	
801417620		<b>LC24</b> Rim ring lever.	
8-12100005		<b>AB164</b> Locking adapter for alloy rims D.164.	
8-12100006		<b>AB176</b> Locking adapter for alloy rims D.176.	
8-12100007		<b>AB161</b> Locking adapter for alloy rims D.161.	
8-12100008		<b>AB202</b> Locking adapter for alloy rims D.202.	
8-12300001		<b>AB220</b> Locking adapter for alloy rims D.220.	
8-12100009		<b>AB221</b> Locking adapter for alloy rims D.221.	
8-12100010		<b>AB281</b> Locking adapter for alloy rims D.281.	

# TRUCK WHEEL BALANCERS

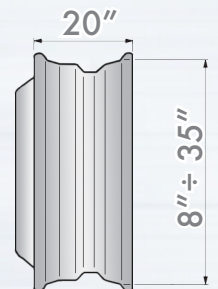


## B 75 TRUCK



Model supplied with:  
 1 Caliper  
 1 Allen wrench CH 12  
 1 300 gr. weight for self-calibration  
 1 100 gr. weight for self-calibration  
 1 Operator's manual  
 1 Threaded hub and extractor  
 1 Pliers

Wheel guard and 200 kg wheel lifter included.



## B 75 TRUCK







PN	Power Supply	Description	
0-21900026/39	200-230V/1Ph/50-60Hz	<b>B 75</b> with Inverter Technology System (ITS)	
0-21900025/39	100-115V/1Ph/50-60Hz	<b>B 75</b> with Inverter Technology System (ITS)	
8-21900184		<b>Customization kit</b> for B 75	

## OPTIONAL ACCESSORIES FOR B 75 TRUCK

PN	Picture	Description	
8-21900187/39		<b>CCKT</b> Color identity panel. The CCKT Kit can be purchased in the following colors: RAL 3002 Red /16  RAL 5002 Blue /20  RAL 5015 Blue Sky /25  RAL 7016 Gray /34  RAL 1007 Yellow /40  RAL 9005 Black /90 	
8-21900188		<b>L&amp;L KIT</b> LASER pointer & LED spotlight kit.	
8-21900220		<b>ART40</b> Truck centring flange set. Range: -PCD 5 x 225 - 285.75 - 335 mm. -PCD 4 x 275 - 285 mm.	
8-21900193		<b>KCT40</b> Range 1: 211÷218 mm Range 2: 217÷224 mm Range 3: 277÷285 mm	
8-21100261		<b>GGR40</b> Centering kit diam 40 for central hole wheels 183,5÷223 mm - 17,5"-19.5" rims (IVECO-MAN- DAF)	
8-21900189		<b>ARFT40</b> Range 1: 95÷175 mm Range 2: 120÷133 mm Range 3: 144÷166 mm	



## OPTIONAL ACCESSORIES FOR B 75 TRUCK

PN	Picture	Description	
8-21900191		<b>ARU40</b> Ø 42÷103,50 mm - recessed spring included	
8-21100275		<b>GTR40 EVO</b> - Quick nut Ø 40x4 mm	
8-21100276		<b>GTR40 EVO HS</b> - Quick nut Ø 40x4 mm with turning handles	
8-21900194		<b>GTV40</b> Car centering ring nut.	
8-21100290		<b>TWS40</b> Truck wheel spacer Ø 40 (30mm - 1.19")	
8-21101402		<b>ACCESSORY RACK</b>	

# LIGHT VEHICLE WHEEL BALANCERS



## B 55



Supplied with:  
 1 Pliers for attaching balance weights  
 1 4 cones  $\varnothing 42 \div 156$  mm  
 1 Caliper  
 1 Threaded hub  
 1 Wheel fixing ring with spacer cap  
 1 Wheel fixing cap  
 1 100 g. weight for self-calibration  
 1 Operator's manual



CCK Panel  
NOT included



## B 55

PN	Power Supply	Description	
0-21900036/39	200÷230V/1Ph/50-60Hz	<b>B 55 AD</b> - Display wheel balancer with AUTOSEL function for automatic data input (distance & diameter 26"), automatic balancing with brake at the end of the electronic cycle, (wheel guard included, centering and locking kit included)	
0-21900034/39	100÷115V/1Ph/50-60Hz	<b>B 55 AD</b> - As above but with different power supply	
0-21900044/39	200÷230V/1Ph/50-60Hz	<b>B 55 AD NO WHEEL GUARD</b> - Display wheel balancer with AUTOSEL function for automatic data input (distance & diameter 26"), automatic balancing with brake at the end of the electronic cycle (wheel guard NOT included, centering and locking kit included)- NO CE	
0-21900040/39	100÷115V/1Ph/50-60Hz	<b>B 55 AD NO WHEEL GUARD</b> - As above but with different power supply - NO CE	
0-21900035/39	200÷230V/1Ph/50-60Hz	<b>B 55 M</b> - Display wheel balancer with manual data input, automatic balancing with brake at the end of the electronic cycle (wheel guard included, centering and locking kit included)	
0-21900033/39	100÷115V/1Ph/50-60Hz	<b>B 55 M</b> - As above but with different power supply	
0-21900039/39	100÷115V/1Ph/50-60Hz	<b>B 55 M NO WHEEL GUARD</b> - Display wheel balancer with manual data input, automatic balancing with brake at the end of the electronic cycle (wheel guard NOT included, centering and locking kit included) - NO CE	
8-21900203		<b>Customization kit</b> - Bravoline 55	

# LIGHT VEHICLE WHEEL BALANCERS



## B 60



Supplied with:

- 1 Pliers for attaching balance weights
- 1 4 cones  $\varnothing 42 \div 156$  mm
- 1 Caliper
- 1 Threaded hub
- 1 Wheel fixing ring with spacer cap
- 1 Wheel fixing cap
- 1 100 g. weight for self-calibration
- 1 Operator's manual

Monitor  
NOT included












CCK Panel  
NOT included



## B 60

PN	Power Supply	Description	
0-21900038/39	200÷230V/1Ph/50-60Hz	<b>B 60 AD</b> - Monitor wheel balancer with AUTOSEL function for automatic data input (distance & diameter 26"), automatic balancing with brake at the end of the electronic cycle (wheel guard included, centering and locking kit included, monitor NOT included)	
0-21900037/39	100÷115V/1Ph/50-60Hz	<b>B 60 AD</b> - As above but with different power supply	
8-21900215		<b>Customization kit</b> - Bravoline 60	

## OPTIONAL ACCESSORIES FOR B 55 AND B 60

PN	Picture	Description		B 55 M	B 55 AD	B 60 AD
8-21900206/25		<b>CCK</b> Color identity panel: RAL 5015 Sky blue.			●	●
8-21900206/20		<b>CCK</b> Color identity panel: RAL 5002 Blue.			●	●
8-21900206/16		<b>CCK</b> Color identity panel: RAL 3002 Red.			●	●
8-21900206/45		<b>CCK</b> Color identity panel: RAL 1003 Yellow			●	●
8-21900207		<b>PB</b> NS Pedal hold brake			●	●
8-21900209		<b>TCE40 EVO</b> External width detector (only for automatic data input versions)				●
8-21100238		<b>L&amp;L Kit</b> - LASER pointer & LED spotlight kit			●	●
8-21900211		<b>WG</b> - Wheel guard kit, only for B55 versions without wheel guard included			●	●






## OPTIONAL ACCESSORIES FOR B 55 AND B 60

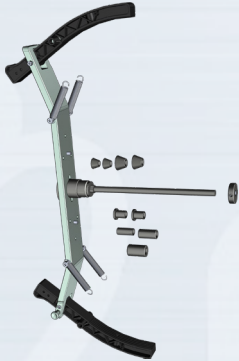




PN	Picture	Description	B 55 M	B 55 AD	B 60 AD
8-21100235		19" <b>Widescreen LCD monitor.</b>			●
8-21100141	 DX1      CF1      CF2	<b>DX/CBF</b> Centering accessory for vans and off-road vehicles. Comprising: PN DX1 Spacer 4-107426 CF1 Cone for vans D. 117÷147 mm 4-107423 CF2 Cone for vans D. 143÷173 mm 4-107424	●	●	●
8-21900191		<b>ARU40</b> ø 42÷103,50 mm - recessed spring included	●	●	●
8-21100082	 B1      B2      B3 B4      B5      B7	<b>SBC</b> Set of 6 wheel centering bushings (min. Ø 54 - max. Ø 75,4 mm). Comprising: PN B1 Bushing D. 56.5 ÷ 57.1 4-105075 B2 Bushing D. 65 ÷ 67 4-105076 B3 Bushing D. 73.2 ÷ 75.4 4-105077 B4 Bushing D. 63.3 ÷ 64,2 4-105078 B5 Bushing D. 58 ÷ 60.1 4-105079 B7 Bushing D. 54÷56,1 4-105080	●	●	●
8-21100089	 ARS      DARS	<b>ARS</b> Racing accessory for sport wheels. Comprising: PN ARS Racing spacer 24732 DARS Spacer 30 mm 4-105171	●	●	●



## OPTIONAL ACCESSORIES FOR B 55 AND B 60

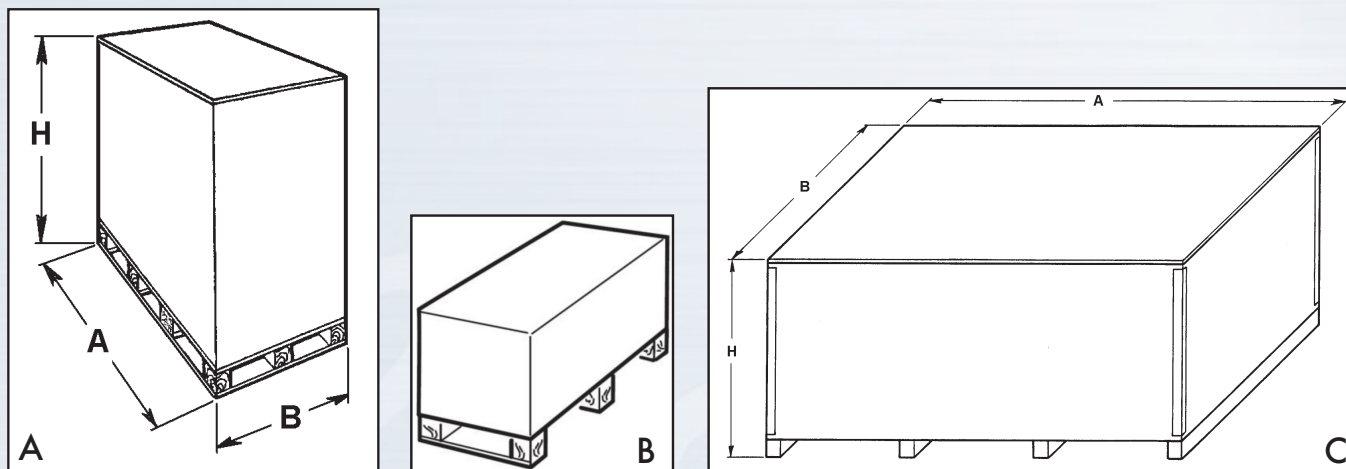
OPTIONAL ACCESSORIES FOR B 55 AND B 60							
PN	Picture	Description		B 55 M	B 55 AD	B 60 AD	
8-21100091		<b>FRU-SA D. 40</b> Universal flange for all wheels with or without central holes. Comprising: FT1 Connecting rod with pin DEB Conical/spheric fixing wheel nut CHT6 T exagonal wrench CH 6 CHI6 Exagonal wrench CH 6 CEP Exagonal wrench CH22 RFS Holes detector	PN 2401415 321878 4-10587 600906 426517 441286		●	●	●
8-21100092		<b>BVFF Set of 5</b> bushings for accurate wheel centering on FRU flange. Comprising: BF1 Bushing D. 55 BF2 Bushing D. 58.1 BF3 Bushing D. 60.1 BF4 Bushing D. 65 BF5 Bushing D. 57	PN 4-105110 4-105174 4-105175 4-105176 4-106570		●	●	●
8-21100161		<b>SL80</b> Pneumatic wheel lifter for wheel balancers.			●	●	●

## OPTIONAL ACCESSORIES FOR B 55 AND B 60

PN	Picture	Description	B 55 M	B 55 AD	B 60 AD
8-21900210		<b>BUK BASIC</b> bike universal kit to balance motorcycle and scooter wheels; complete with SK14 code 8-21900228 (also suitable for Bravoline B35) * Motorcycle extension gauge not included	●	●	●
8-21900225		<b>PRA5</b> Motorcycle extension gauge	●	●	●
8-21900226		<b>SK10</b> Shaft kit $\varnothing$ 10mm complete with clamping cones $\varnothing$ 11-20 mm - $\varnothing$ 11-20 mm, bushing and spacer L=150 mm	●	●	●
8-21900227		<b>SK12</b> Shaft kit $\varnothing$ 12mm complete with clamping cones $\varnothing$ 13-24 mm , bushing and spacer L=250 mm	●	●	●
8-21900228		<b>SK14</b> Shaft kit $\varnothing$ 14mm complete with clamping cones $\varnothing$ 15-25 mm - $\varnothing$ 20-35 mm, bushing and spacer L=250 mm (supplied also with BUK BASIC code 8-21900210)	●	●	●
8-21900229		<b>SK19</b> Shaft kit $\varnothing$ 19mm complete with clamping cones $\varnothing$ 21-51 mm, bushing and spacer L=300 mm	●	●	●
8-21900224		<b>PRA6</b> Motorcycle extension gauge (for Bravoline B35)			

# DIAGRAM OF PACKING SPECIFICATION

## BRAVO LINE EQUIPMENT



Model	Packing type	Dimensions (cm.) (A x B x H)	Net weight (kg)	Gross weight (kg)
<b>PASSENGER CAR TYRE CHANGERS</b>				
M 54 series	Wooden case (A)	115x195x100	225	295
M 51 series	"	125x108x110	245	285
M 34	"	115x92x105	240	270
M 31	"	105x81x99	180	205
HELPER 4FD (Disassembled arm)	Carton box on pallet (B)	53x120x42	70	110

Model	Packing type	Dimensions (cm.) (A x B x H)	Net Weight (kg)	Gross Weight (kg)
<b>HEAVY-DUTY TYRE CHANGERS</b>				
F 440	Wooden case	230x210x110	980	1242
F 426	"	210x165x92	498	750

Model	Packing type	Dimensions (cm.) (A x B x H)	Net weight (kg)	Gross weight (kg)
<b>WHEEL BALANCERS</b>				
B 75 Truck	Wooden case (A)	165x90x120	235	300

# GENERAL SALE CONDITIONS

- The present export price-list, covering standard production equipment, replaces all previous ones.
- Goods are delivered FCA WAREHOUSE CORREGGIO - Incoterms® 2010, ICC Paris and shipped at buyer's cost.
- Standard packing is included in the price of each product.
- When ordering please always state model, quantity, power supply (Voltage, Phases, Hz) required.
- Terms of warranty: 12 months from installation date but no longer than 18 months from the date of NEXION S.p.A. invoice.
- The warranty does not cover defects or damages due to improper installation or use of products, inadequate maintenance or uncomplete knowledge of manuals supplied with the products.
- Any return of goods must always be authorized by NEXION S.p.A. and will be accepted only free our factory, custom cleared. Freight is at sender's risk.
- NEXION S.p.A. reserves the right to change the specifications of the products at any time without prior notice or obligation.

## WARNING!

For other conditions please refer to the "Distribution Agreement".



**COMPANY WITH  
CERTIFIED  
QUALITY SYSTEM  
- ISO 9001 -**